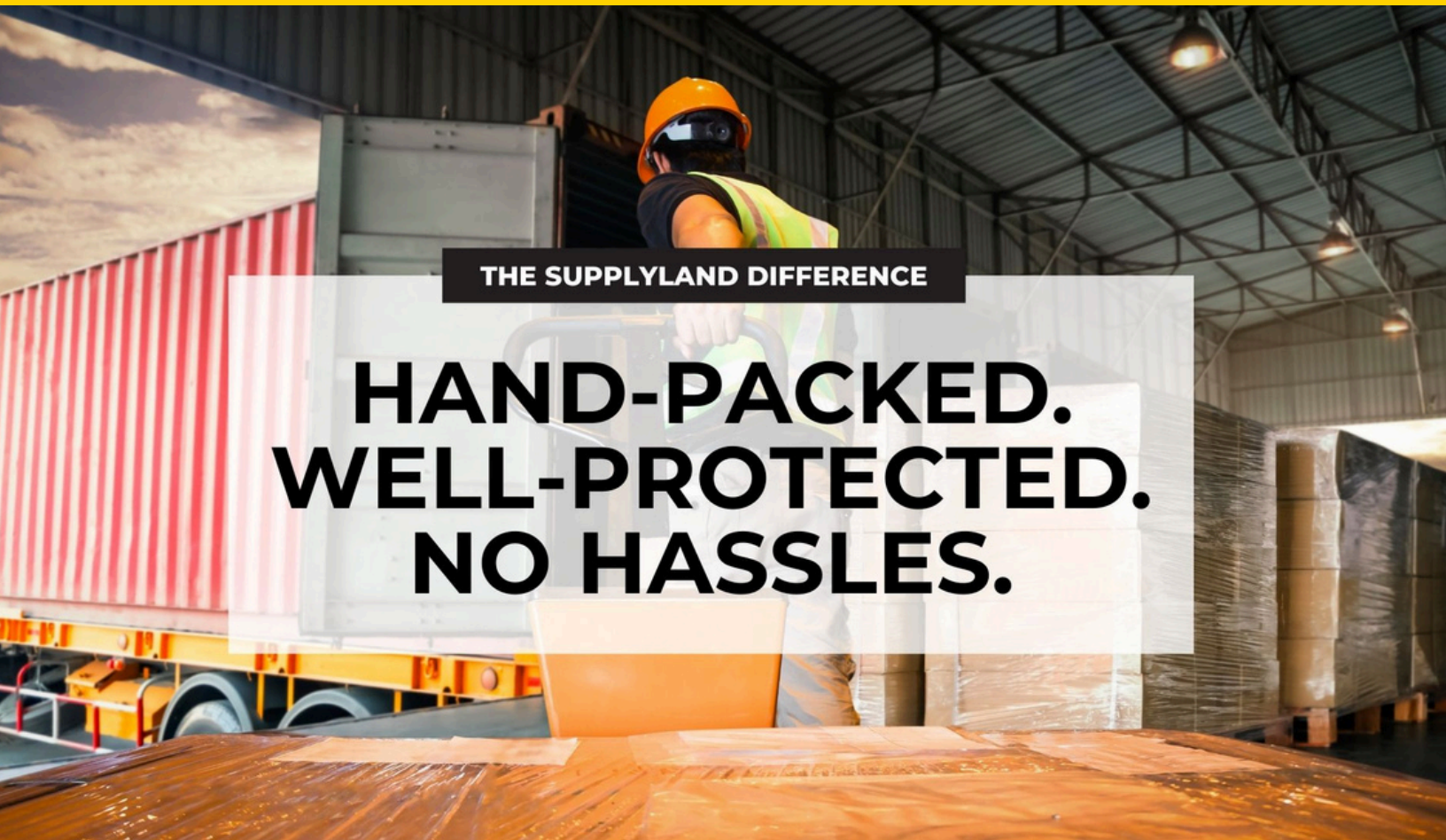




BOX GUIDE

An Easy Guide to Selecting the Right box for Your Packaging Need





BOX MEASUREMENT MADE EASY

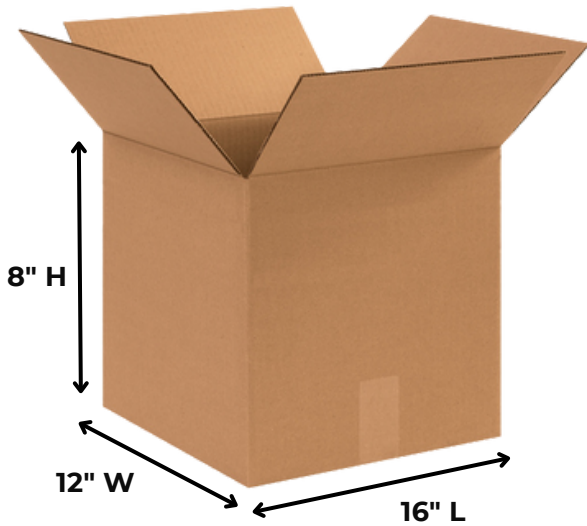
Length: The length is the longest side of the box that has a flap. Measure it from one end to the other.

Width: The width is the shorter side that also has a flap. It's the side opposite the length. Measure from one edge to the other.


Height: The height is the side without any flaps. Stand the box up and measure from the bottom to the top edge.

Notes:


- Listed dimensions are always inside dimensions.
- Acceptable manufacturing tolerance is +/- 1/8"



Standard Box



Long Box



Tall Box




Helpful Hints

- To ship via FedEx or UPS, surround each item with 2" of packing material and place each item 2" away from the walls of the box.
- To ship via USPS, surround each item with packing materials until items are no longer moving around in the box.

Find the Perfect Shipping Box for Every Need

Box Type	Overview	ECT	Sizes Available
Kraft Corrugated Boxes	They are lighter than 200 # test boxes, making them ideal for shipping toys, clothing, towels, and other durable items.	32 ECT	3 x3x 3" to 48 x 40 36"
Multi-Depth Boxes	Cut the box corners down to the desired height. The pre-scored sides fold down for an optimal fit, allowing you to pack and ship	32 ECT	8x8x8" to 30x17x16"
Long Boxes	Boxes with extended lengths and long flaps for easy loading. Shipping items like golf clubs, fishing rods, and rolled carpets.	32 ECT	8 x 4 x 4" to 60 x 12 x 12
Tall Boxes	Boxes with greater height and short flaps for easy closing. Tall items like lamps, vases, and computer towers.	32 ECT	4 x 4 x 8" to 24 x 24 x 48"
Corrugated Mailers	Lightweight shipping boxes offer fast, efficient packing for catalogs, electronics, literature, and consumer goods — no tape, glue, or staples needed	32 ECT	12 x 5 x 4" to 36 1/4 x 4 7/8 x 4"
Heavy Duty Boxes	Comes in both double and single wall strengths for enhanced protection for heavier items and fragile shipping.	44 ECT & 48 ECT	6 x 6 x 6" to 60 x 12 x 12"
White Boxes	Perfect for shipping small, lightweight, and fragile items like cosmetics and electronics, offering an upscale look that helps labels stand out.	32 ECT	6 x 6 x 4" to 24 x 12 x 12"

Importance Wall Type and Strength

Max Weight Per Carton (Lbs.)	Wall type	Bursting Test	Edge Crush Test	Recommended Uses
0-30 LBs	 Single Wall	200#	32 ECT	Clothing, Small electronics, books, cosmetics and lightweight electronics
31-65 LBs	 Heavy Duty Double Wall	275#	44 ECT	Kitchen appliances, tools, electronics, and household items.
66-80 LBs	 Heavy Duty Double Wall	275#	48 ECT	Best for heavy or fragile items including auto parts, glassware, ceramics, and industrial supplies.

Contact us for Sizing and Quotes.

Looking for the perfect fit? We offer tailored solutions to ensure your packaging matches your products.

Whether you need standard corrugated boxes for lightweight items or heavy-duty boxes for large equipment, SupplyLand has all your reliable, efficient packaging solutions.

Contact us now for bulk order discounts and expert advice.

101 E. Palatine Rd
 Wheeling, IL, 60090

866-789-6523
www.supplyland.com